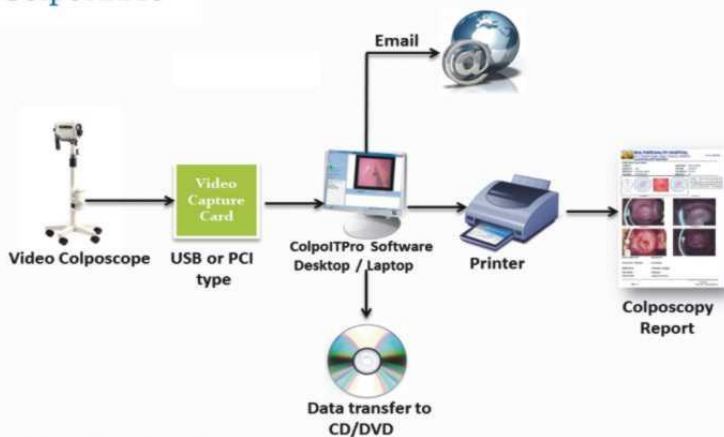


ColpolTPro



ColpolTPro

Colposcopy Image Capturing and Reporting Software

Easy to use, functionally rich, video capture and reporting software solutions for Colposcopy examinations. Stores image/video/report data in digital format and retrieves the same for later use. It has specially customized reports formats for Colposcopy with latest Reid Index, standard images comparison & Biopsy markings. It also has very useful timer and green filter features.

Features

- ❖ Ribbon user interface.
- ❖ Store/Retrieve patient records.
- ❖ Image/Video/Audio Capture.
- ❖ Reid Index.
- ❖ Report Generation with Biopsy marking.
- ❖ Standard Image Comparison
- ❖ Timer Option
- ❖ Green filter
- ❖ Burn Selected Images/Videos to CD/DVD.
- ❖ Editing Tools - Image editing, video editing, PowerPoint presentation.
- ❖ Image Cropping - Rectangular or Circular Cropping.
- ❖ Network Feature - Live network streaming, Email, FTP (Telemedicine support).
- ❖ Archive - Archive patients to CD / DVD / Network / External Hard Disc.
- ❖ Friendly Help files and Training Videos.

Reid Index :

Reid's Colposcopic Index (RCI) is a systematic, objective method of colposcopically grading the severity of premalignant cervical lesions. Use of RCI helps direct the clinician to perform a biopsy of the most significant abnormal cervical lesions and enhances the formulation of the colposcopic impression. Modified Reid index (RCI) is the most excellent feature in ColpoITPro.



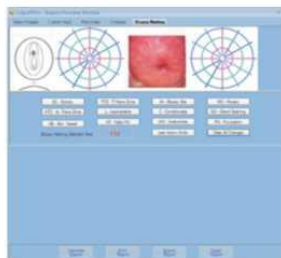
Image Comparison :

ColpoITPro has useful Image comparison feature. It has wide variety of standard library images related to Cervical Intraepithelial Neoplasia (CIN) along with descriptions. Images are categorized by three different stages, (i. e) CIN-1, CIN-2 and CIN-3. It helps to compare the captured images with these standard library images and extract comments. Captured Images can be added to the library for future references.



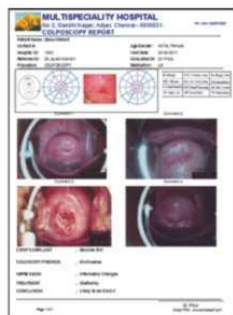
Biopsy Marking :

ColpoITPro has in-built biopsy marking feature that helps to mark the biopsy area and other colposcopic impressions in graphical format. The marked graph can be given as printed report and saves the effort of hand drawing.



Customizable Report :

ColpoITPro has standard report templates including WHO report type. Fully customizable multipage reports can be given with images and findings. Biopsy graph & Reid index value can be added to the report and other findings can be filled easily using a drop down list.



Watch Online Demo at
www.ambalsoft.com

AmbalSoft InfoTech Private Limited

#26/3, Sundareswarar Street, Mylapore, Chennai 600 004, India.

Phone : +91-44-2464 0228 Fax : +91-44-2464 0228 Mobile : +91 98400 31811

Email : contact@ambalsoft.com ; svageesan@ambalsoft.com Website : www.ambalsoft.com